



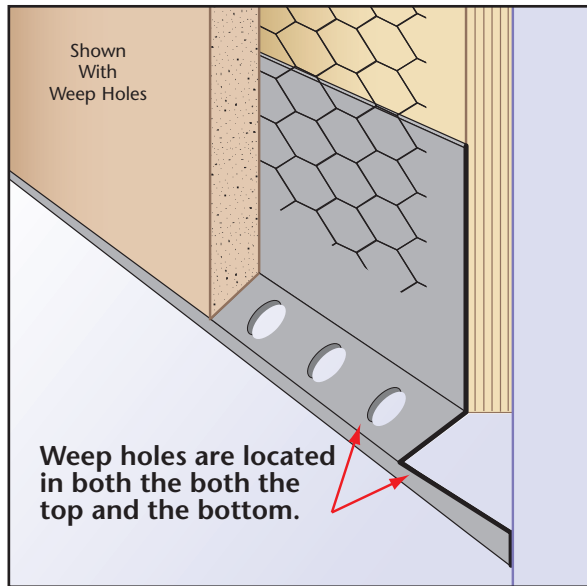
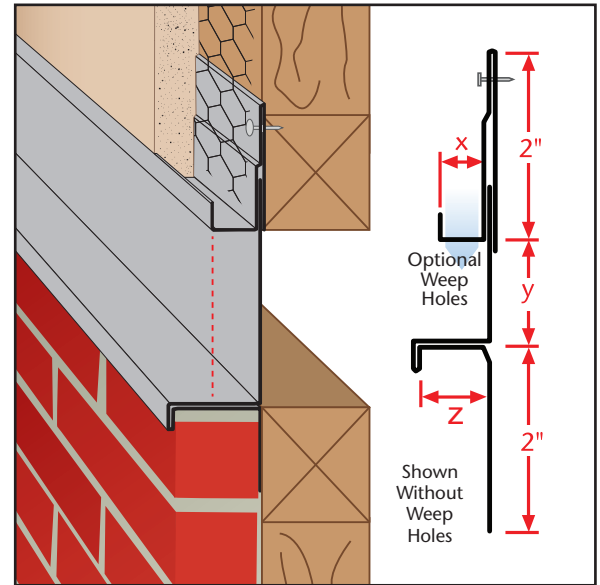
OWC: Offset Water-Resistant Expansion Channel - 2 pc.



- Superior™ Moisture Protection
- Available With 1/8" Weep Holes or No Holes
- SolidGround® Design For Moisture Protection
- Available in Copper, Galvanized Steel, Zinc, Stainless Steel or Aluminum

The OWC is the same as the EWC except that it offers two leg lengths for situations where 2 dissimilar depths come together. Special "Step" on the attachment leg provides a locator for correct placement of the fasteners and helps keep the molding laying flat on the wall. Matching factory miter-cut, solid-soldered inside and outside corners are available, giving you moisture management confidence throughout the entire installation.

Length	X Size	Y Size	Z Size
10'	3/8"	1/2"	5/8"
	1/2"	3/4"	3/4"
	5/8"	1"	7/8"
	3/4"	1 1/2"	1"
	7/8"	2"	1 1/4"
	1"	2 1/2"	1 3/8"
	1 1/4"	3"	1 1/2"
	1 3/8"	3 1/2"	
	1 1/2"	4"	

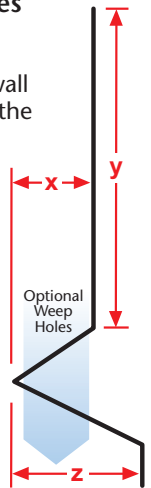


OWS: Offset Weep Screenshot

- Superior™ Moisture Protection
- Available With 1/2" Weep Holes or No Weep Holes
- Available in Copper, Galvanized Steel, Zinc, Stainless Steel or Aluminum

A special weep screed for those conditions where the sheer wall exceeds the foundation in plane. This special design permits the bottom leg of the weep screed to return back to the foundation. Matching factory miter-cut, solid-soldered inside and outside corners are available, giving you moisture management confidence throughout the entire installation.

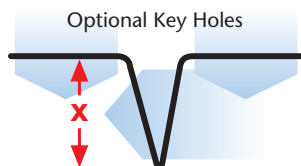
Length	X Size	Y Size	Z Size
10'	1/2"	3 1/2"	3/4"
	3/4"	4"	7/8"
	7/8"	4 1/2"	1"
	1"	5"	1 1/8"
	1 1/2"		1 1/4"
	1 3/8"		1 3/8"
			1 1/2"
			2"



PBS: Pointed Base Screed

- Available With 1/2" Key Holes or No Holes
- Available in Copper, Galvanized Steel, Zinc, Stainless Steel or Aluminum

The pointed base screed functions as a control joint and depth screed in the plaster. The base screed comes with or without 1/2" key holes in the flange for a mechanical key.



Length	X Size
10'	1/2"
	3/4"
	7/8"

