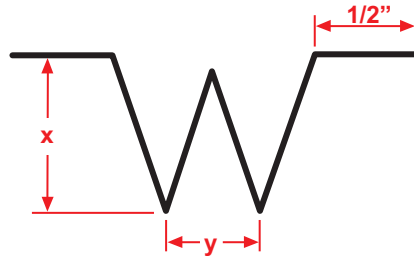


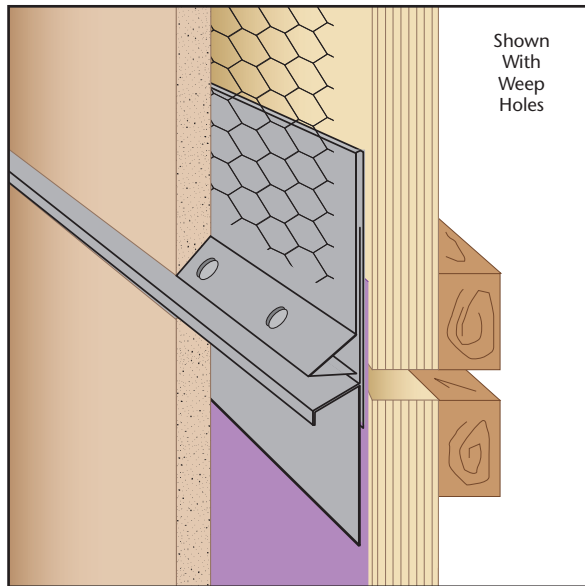
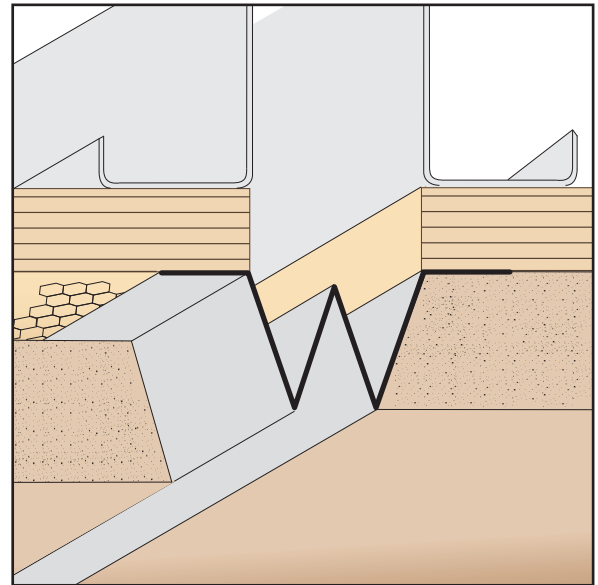
M-S: M Screed

- Available in Copper, Galvanized Steel, Zinc, Stainless Steel or Aluminum

A versatile control joint used primarily to relieve cracking. Provides a decorative reveal.



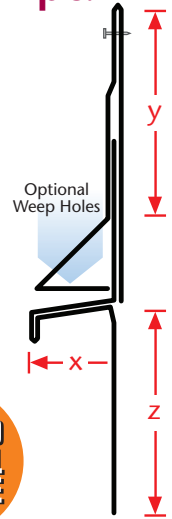
Length	X Size	Y Size
10'	3/4"	1/2"
	7/8"	5/8"



MSX: M-Slide Expansion Joint - 2 pc.

- Superior™ Moisture Protection
- SolidGround® Design For Moisture Protection
- Available With 1/4" Weep Holes or No Holes
- Available in Copper, Galvanized Steel, Zinc, Stainless Steel or Aluminum

The dual function self-aligning expansion joint provides movement capability at floor line while allowing moisture to release from the top ground and lock out moisture from the bottom. Special "Step" on the attachment leg provides a locator for correct placement of the fasteners and helps keep the molding laying flat on the wall.



Length	X Size	Y Size	Z Size
10'	5/8"	2 1/2"	2 1/2"
	3/4"	3"	3"
	7/8"	3 1/2"	3 1/2"
	1 3/8"		




NFD: #5 Drip

- Superior™ Moisture Protection
- Available With 1/2" Key Holes or No Holes
- Available in Copper, Galvanized Steel, Zinc, Stainless Steel or Aluminum

A drip screed that helps align the soffit to give it a clean, straight edge at the fascia/soffit line. 1/2" holes help "key" plaster to the molding. Matching factory miter-cut, solid-soldered inside and outside corners are available, giving you moisture management confidence throughout the entire installation.

Note: Factory curving this item is limited. Please consult the factory for information.



Length	X Size	Y Size
10'	3/4"	2"
	7/8"	3 1/2"
	1 3/8"	4"

