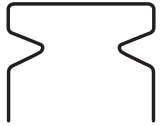

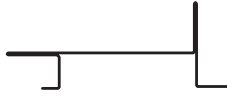
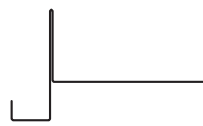


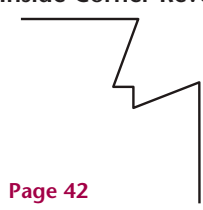












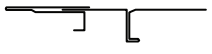




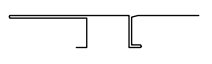



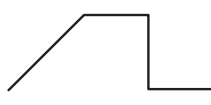
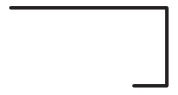


SELECTION GUIDE

<p>FLT: Flexible Trak</p>  <p>Page 40</p>	<p>FRM: F Reveal Mold</p>  <p>Page 41</p>	<p>FSM: Fascia Soffit Mold</p>  <p>Page 41</p>	<p>FTM: Fascia Transition Mold</p>  <p>Page 41</p>	<p>FVM: F Vent Mold</p>  <p>Page 42</p>
<p>FWC: F Water- Resistant Channel</p>  <p>Page 42</p>	<p>ICR: Inside Corner Reveal</p>  <p>Page 42</p>	<p>ICT: Inside Corner Trim</p>  <p>Page 43</p>	<p>J-B: J Bead</p>  <p>Page 43</p>	<p>JCB: J Caulking Bead</p>  <p>Page 43</p>
<p>M-S: M Screed</p>  <p>Page 44</p>	<p>MSX: M-Slide Expansion Joint - 2 pc.</p>  <p>Page 44</p>	<p>NFD: #5 Drip</p>  <p>Page 44</p>	<p>NTD: #2 Drip</p>  <p>Page 45</p>	<p>NVS: Narrow "V" Screed</p>  <p>Page 45</p>
<p>OEC: Offset Expansion Channel Screed - 2 pc.</p>  <p>Page 45</p>	<p>OES: Offset Expansion Screed - 2 pc.</p>  <p>Page 46</p>	<p>OPC: Offset Plaster Channel Screed</p>  <p>Page 46</p>	<p>OVS: Offset Vent/Reveal Screed</p>  <p>Page 46</p>	<p>OWC: Offset Water- Resistant Expansion Channel - 2 pc.</p>  <p>Page 47</p>
<p>OWS: Offset Weep Screed</p>  <p>Page 47</p>	<p>PBS: Pointed Base Screed</p>  <p>Page 47</p>	<p>PCS: Plaster Channel Screed</p>  <p>Page 48</p>	<p>PSV: Plywood Style Vent</p>  <p>Page 48</p>	<p>PWC: Plaster Water- Resistant Channel</p>  <p>Page 48</p>
<p>SBS: BugStop™ Soffit Vent</p>  <p>Page 49</p>	<p>SDC: Soffit Drip Corner (#12)</p>  <p>Page 49</p>	<p>SES: EmberStop™ Soffit Vent</p>  <p>Page 49</p>	<p>SEV: Soffit Eve Vent</p>  <p>Page 50</p>	<p>SFC: Short Flange Casing</p>  <p>Page 50</p>