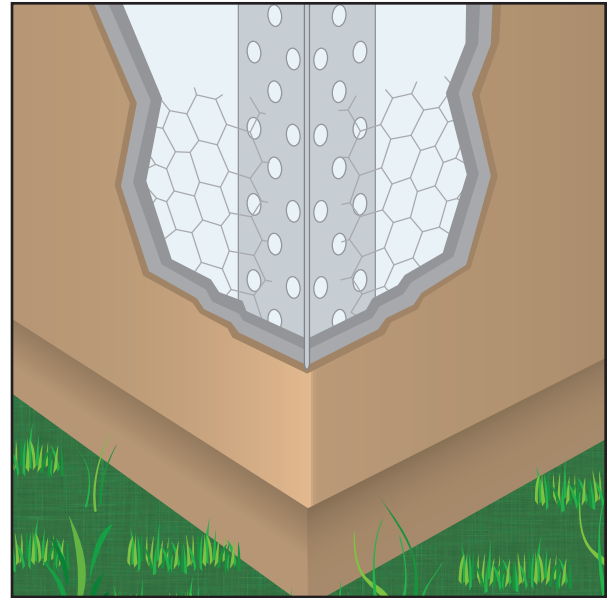


TRC: Tru-Corner®











- Available in Zinc or Stainless Steel

A solid metal trim that provides a sharp square exterior corner. Longer attachment legs help assure proper alignment to achieve a straight and true corner, particularly on irregular framing. Includes 1/4" diameter staggered key holes to aid in keying the stucco. Available in stainless steel and zinc for maximum anti-corrosive protection.

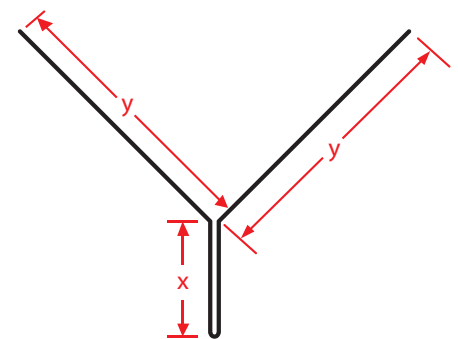
Note: Ground depth (X Sizes) and leg lengths (Y Sizes) can not be mixed. Sizes are as listed.



KEY

	PLASTER/STUCCO
	CONCRETE
	PLYWOOD
	WOOD
	FOAM
	WATERPROOF BARRIER
	WALL SHEATHING
	DRYWALL
	DRYWALL MUD
	FIBER CEMENT

Length	X Size	Y Size	Material
10'	3/4" with	1 3/4" in	Zinc
	7/8" with	1 5/8" in	Zinc
	1 1/8" with	1 7/8" in	Zinc
	3/4" with	1 3/4" in	Stainless Steel
	7/8" with	1 5/8" in	Stainless Steel
	1 1/8" with	1 3/4" in	Stainless Steel
	1 3/8" with	2" in	Stainless Steel



Materials:

- Zinc (.020 #190 Pure Zinc Alloy)
- Stainless Steel (304#2 & 304#4)

ASTM Codes:

- A580M (Stainless Steel)
- B69 (Zinc)

Note: Standard length is 10 feet. Additional lengths available upon request.

