
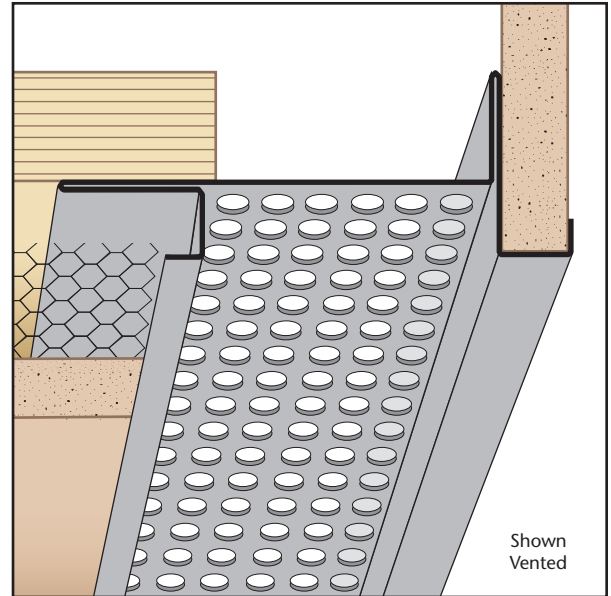


FSM: Fascia Soffit Mold

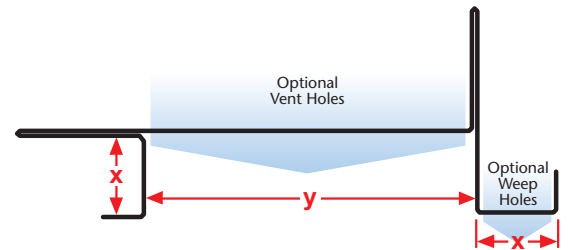
- Available With 1/8", 1/4" Vent Holes or No Vent
- Available in Copper, Galvanized Steel, Zinc, Stainless Steel or Aluminum

Creates a decorative reveal at fascia/soffit transition providing a small overhang drip edge. Has return keys for screeding of stucco. Extended attachment flanges provides area to overlay lathing. Can be vented for perimeter airflow into space above. Available with 1/8" weep holes.



KEY	
	PLASTER/STUCCO
	CONCRETE
	PLYWOOD
	WOOD
	FOAM
	WATERPROOF BARRIER
	WALL SHEATHING
	DRYWALL
	DRYWALL MUD
	FIBER CEMENT

Length	X Size	Y Size
10'	1/2"	3/4"
	5/8"	1"
	3/4"	1 1/2"
	7/8"	2"
	1"	2 1/2"
1 3/8"	3"	



Materials:

- Copper (24ga. - 0.0216" - 16oz)
- Galvanized Steel (26ga. - 0.0217" - G60*)
- Zinc (24ga. - 0.0200" - #190)
- Stainless Steel (26ga. - 0.0187" - SAE 304)
 - #2B (Dull Finish)
 - #4 (Brushed Finish)
 - #8 (Mirror Finish)
- Aluminum (22ga. - 0.0253" - 5052 H32)

Note: Standard length is 10 feet. Additional lengths available upon request.
Note: *G90 available upon request

ASTM Codes:

- A580M (Stainless Steel)
- A653/A653M (Galvanized Coating)
- A924 (Galvanized Coating)
- B152/B152M (Copper)
- B209 (Aluminum Sheet)
- B69 (Zinc)
- C1047 (Drywall)
- C1063 (Accessories)
- C841 (Interior Furring and Lathing)

