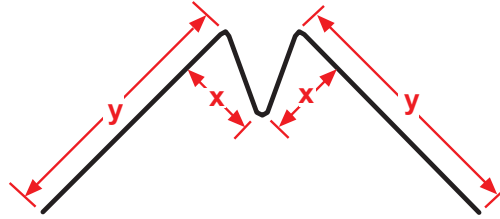


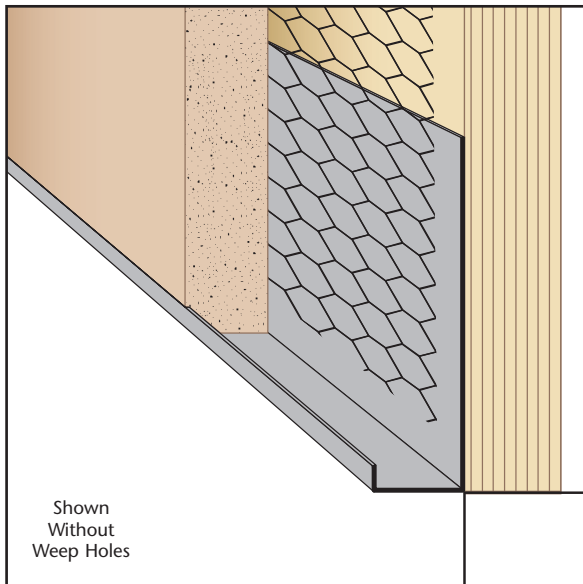
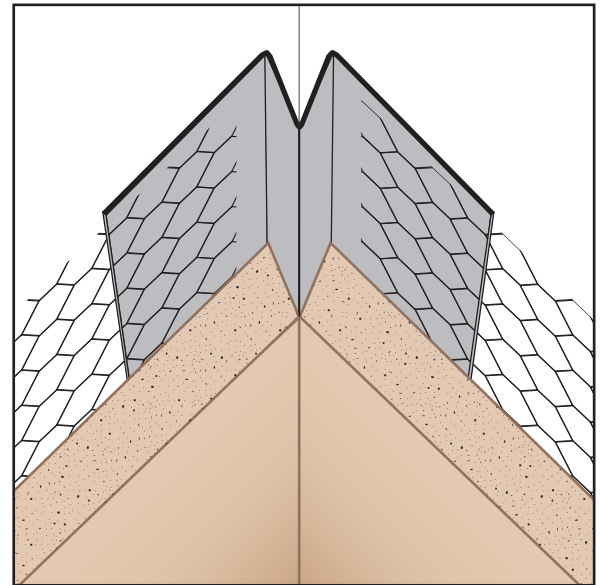
## ICT: Inside Corner Trim

- Available in Copper, Galvanized Steel, Zinc, Stainless Steel or Aluminum

Use this product when needing a straight, clean inside edge at a vertical or horizontal corner. Provides a straight edge where soffit and wall meet.



Length	X Size	Y Size
10'	1/2"	1 1/2"
	5/8"	
	3/4"	
	7/8"	
	1"	

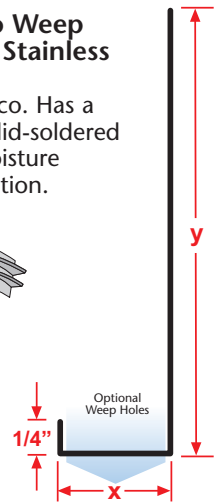



## J-B: J Bead

- Superior™ Moisture Protection
- Available With 1/8", 1/2" Weep Holes or No Weep
- Available in Copper, Galvanized Steel, Zinc, Stainless Steel or Aluminum

Standard plaster stop/casing bead for terminating stucco. Has a return key for finishing. Matching factory miter-cut, solid-soldered inside and outside corners are available, giving you moisture management confidence throughout the entire installation.


Length	X Size	Y Size
10'	3/8"	3 1/2"
	1/2"	5"
	3/4"	
	7/8"	
	1 1/8"	
	1 1/4"	
	1 3/8"	
	1 1/2"	
	2"	



## JCB: J Caulking Bead

- Superior™ Moisture Protection
- Available in Copper, Galvanized Steel, Zinc, Stainless Steel or Aluminum

Standard plaster stop/casing bead for terminating stucco with an extended return key for caulking. Matching factory miter-cut, solid-soldered inside and outside corners are available, giving you moisture management confidence throughout the entire installation.



Length	X Size	Y Size	Z Size
10'	3/8"	1 1/2"	1/2"
	1/2"	2"	5/8"
	3/4"	2 1/2"	3/4"
	7/8"	3"	1"
	1 1/8"	3 1/2"	
	1 1/4"	4"	
	1 3/8"	5"	

