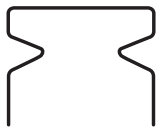



SELECTION GUIDE

FLT:
Flexible Trak



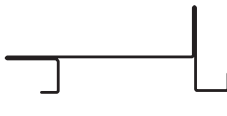
Page 40

FRM:
F Reveal Mold



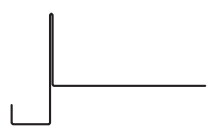
Page 41

FSM:
Fascia Soffit Mold




Page 41

FTM: Fascia
Transition Mold



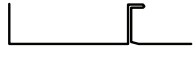
Page 41

FVM:
F Vent Mold




Page 42

FWC: F Water-
Resistant Channel




Page 42

ICR:
Inside Corner Reveal




Page 42

ICT:
Inside Corner Trim




Page 43

J-B:
J Bead




Page 43

JCB:
J Caulking Bead




Page 43

M-S:
M Screed




Page 44

MSX: M-Slide
Expansion
Joint - 2 pc.




Page 44

NFD:
#5 Drip




Page 44

NTD:
#2 Drip




Page 45

NVS:
Narrow "V" Screed




Page 45

OEC: Offset
Expansion Channel
Screed - 2 pc.




Page 45

OES:
Offset Expansion
Screed - 2 pc.




Page 46

OPC: Offset Plaster
Channel Screed



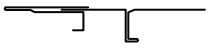
Page 46

OVS: Offset
Vent/Reveal Screed




Page 46

OWC: Offset Water-
Resistant Expansion
Channel - 2 pc.




Page 47

OWS:
Offset Weep Screed




Page 47

PBS:
Pointed Base Screed




Page 47

PCS: Plaster
Channel Screed



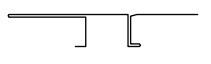
Page 48

PSV: Plywood
Style Vent




Page 48

PWC: Plaster Water-
Resistant Channel




Page 48

SBS: BugStop™
Soffit Vent



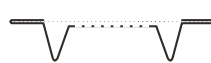
Page 49

SDC: Soffit Drip
Corner (#12)



Page 49

SES: EmberStop™
Soffit Vent




Page 49

SEV:
Soffit Eve Vent



Page 50

SFC:
Short Flange Casing



Page 50