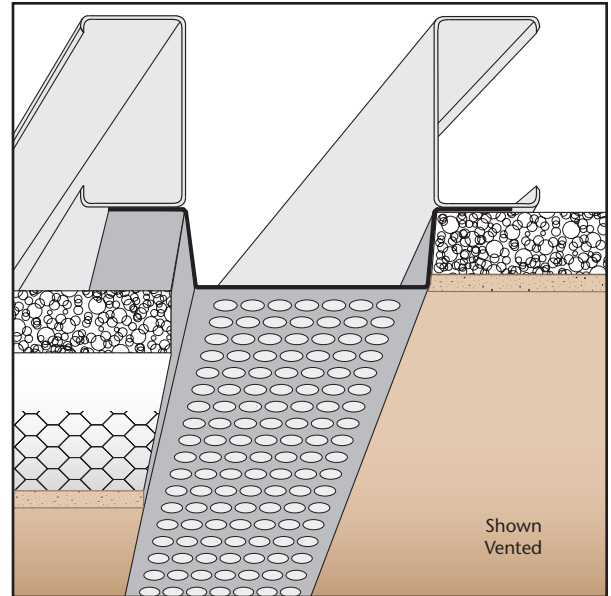












FEV: Flush Edge Vent

- Available With 1/8", 1/4" Vent Holes or No Vent
- Available in Copper, Galvanized Steel, Zinc, Stainless Steel or Aluminum

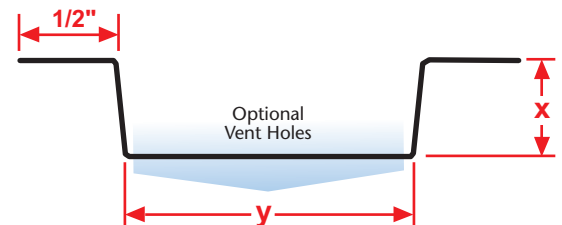
Used in a soffit condition as a vent molding to permit air flow into the soffit

Note: Aluminum is not available with 1/8" vent holes..



KEY	
	PLASTER/STUCCO
	CONCRETE
	PLYWOOD
	WOOD
	FOAM
	WATERPROOF BARRIER
	WALL SHEATHING
	DRYWALL
	DRYWALL MUD
	FIBER CEMENT

Length	X Size	Y Size
10'	3/8"	1 1/2"
	1/2"	2"
	5/8"	3"
	3/4"	4"
	7/8"	1"
	1"	1 1/4"
	1 1/2"	



Materials:

- Copper (16oz. (24-266A))
- Galvanized Steel (26-gauge G90)
- Zinc (.020 #190 Pure Zinc Alloy)
- Stainless Steel (304#2 & 304#4)
- Aluminum (5052)

Note: Standard length is 10 feet.
 Additional lengths available upon request.

ASTM Codes:

- A580M (Stainless Steel)
- A653/A653M (Galvanized Coating)
- A924 (Galvanized Coating)
- B152/B152M (Copper)
- B209 (Aluminum Sheet)
- B69 (Zinc)
- C1047 (Drywall)
- C1063 (Accessories)
- C841 (Interior Furring and Lathing)

