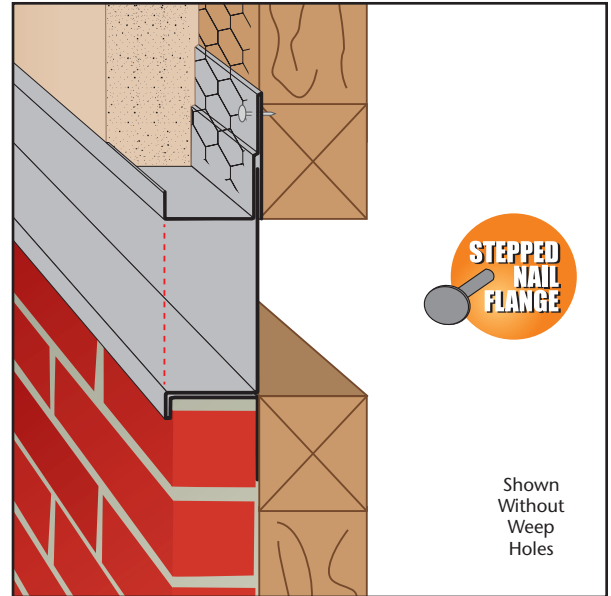












## EWC: Expansion Water-Resistant Channel - 2 pc.

- Superior™ Moisture Protection
- SolidGround® Design For Moisture Protection
- Available With 1/8" Weep Holes or No Holes
- Available in Copper, Galvanized Steel, Zinc, Stainless Steel or Aluminum

The unique hem design stops moisture penetration in a horizontal condition. The two-piece design allows for movement. Matching factory miter-cut, solid-soldered inside and outside corners are available for most profiles. Special "Step" on the attachment leg provides a locator for correct placement of the fasteners and helps keep the molding laying flat on the wall. Matching factory miter-cut, solid-soldered inside and outside corners are available, giving you moisture management confidence throughout the entire installation.

**Note:** Aluminum is not available with 1/8" vent holes.



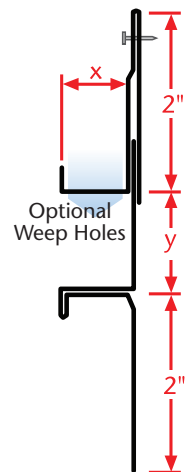
KEY	
	PLASTER/STUCCO
	CONCRETE
	PLYWOOD
	WOOD
	FOAM
	WATERPROOF BARRIER
	WALL SHEATHING
	DRYWALL
	DRYWALL MUD
	FIBER CEMENT

Length	X Size	Y Size
10'	5/8"	1/4"
	3/4"	1/2"
	7/8"	3/4"
	1"	1"
	1 1/4"	1 1/2"
	1 3/8"	2"
	1 1/2"	

### Materials:

- Copper (16oz. (24-266A))
- Galvanized Steel (26-gauge G90)
- Zinc (.020 #190 Pure Zinc Alloy)
- Stainless Steel (304#2 & 304#4)
- Aluminum (5052)

**Note:** Standard length is 10 feet. Additional lengths available upon request.



### ASTM Codes:

- A580M (Stainless Steel)
- A653/A653M (Galvanized Coating)
- A924 (Galvanized Coating)
- B152/B152M (Copper)
- B209 (Aluminum Sheet)
- B221-14 (Aluminum)
- B69 (Zinc)
- C1047 (Drywall)
- C1063 (Accessories)
- C841 (Interior Furring and Lathing)

