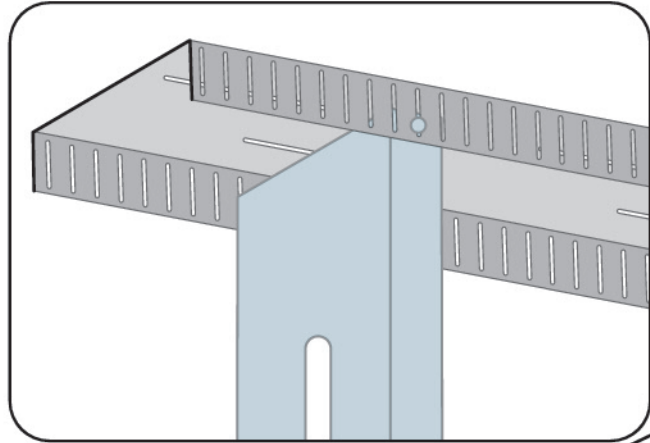


**CTM: Corner Transition Mold**

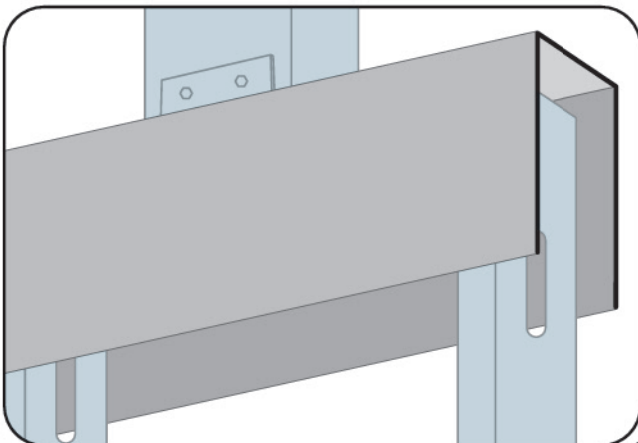
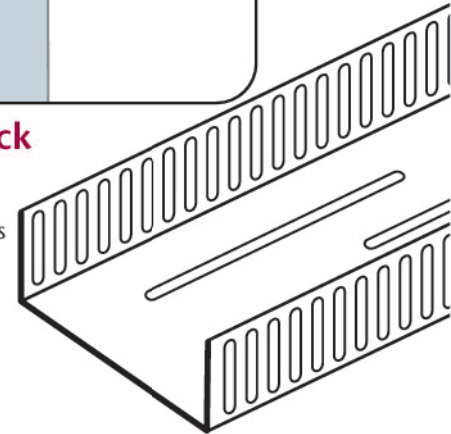
- Available With 1/8", 1/2" Weep Holes or No Holes
- Available in Aluminum, Copper, Galvanized Steel, Bonderized, Galvalume®, Stainless Steel or Zinc

A plaster stop used in various applications to finish an edge or bridge when using dissimilar materials. Can be used to support acoustical tile and case off windows



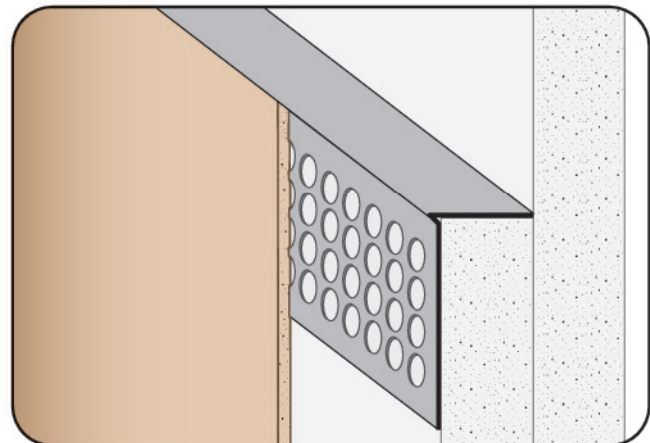
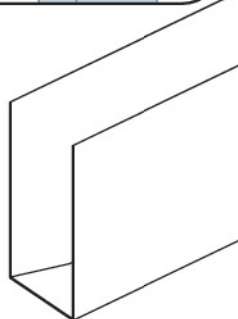
**D-T: Slotted Drift Track**

- Available in Galvanized Steel
- Our Slotted Drift Track is a deflection track with slots in the legs to allow for vertical deflection, and slots in the web to allow for horizontal drift when required by seismic designs. Giving you head of vertical deflection and the added horizontal drift movement.



**DLT: Deep Leg Track**

- Available in Galvanized Steel
- The deflection track is used to align the studs vertically and the deflection of the building structure at the head of wall. Allows the top of the wall stud to float within the track legs. The wall studs are not fastened to the track.



**DTE: Drywall Termination Edge**

- Available in Aluminum, Copper, Galvanized Steel, Bonderized, Galvalume®, Stainless Steel or Zinc
- Creates a protective and decorative edge for drywall at any termination point. Includes key holes for proper plaster adhesion.

