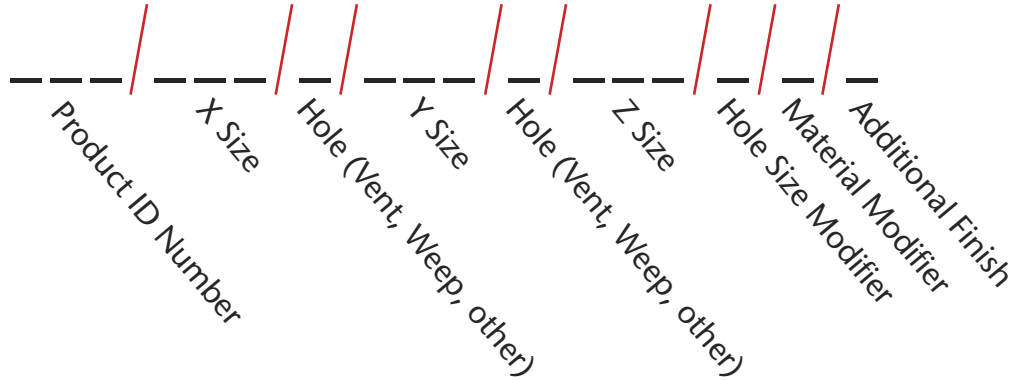




PRODUCTS™

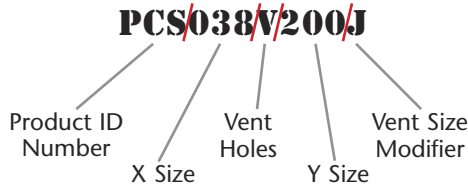
Part Number Reference

Stockton Products Part Number Reference



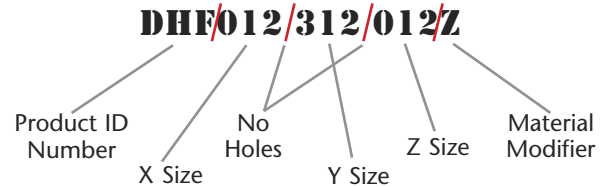
Sample One:
PCS038V200J

PCS: X=3/8, 1/4 Vent, Y=2, GS, 10'



Sample Two:
DHF012 312 012Z

DHF: X=1/2, Y=3 1/2, Z=1/2, Z, 10'



Finishes

Code	Description
E	Mill Finish
EC or CA	Clear Anodize (Anod)
ECH	Chem-Film Finish
EK	Fluorophore Paint (Kynar/Hylar)
ES	Stripped Finish
G	Gold Anodize
ELB	Light Bronze Anodize
EMB or EB	Medium Bronze Anodize
EDB or DB	Dark Bronze
EB	Black Anodize
AK	Aluminum, Fluorophore Paint (Kynar/Hylar)
AEC or AC	Aluminum, Clear Anodized
JTC	Jet Kote
PTL	Paint Loc
EPC or EP	Powder Coated
W	White Paint
B	Brown Paint
G	No Paint
PTA	2 piece products
PTB	2 piece products
ADB	Side "A" : Dark Bronze Finish
BEC	Side "B" : Clear Anodize Finish
AE	Side "A" : Mill finish
BE	Side "B" : Mill finish

Materials

Code	Description
A	Aluminum
C	Copper
Z	Zinc
SS	Stainless Steel
GS	Galvanized Steel
BN	Bonderized
GVM	Galvalume®
__ga	__ Gauge

Ventilation And Curves

Code	Description
R	Radius (Curved)
V	Vent Holes (Metal Standard 1/8" Holes)
V	Vent Slot (Extruded Standard 1/8 x 1")
W	Weep Holes (standard 1/8" Holes)
J	1/4" Holes (Vent or Weep)
L	1/2" Holes (Weep)
K	Key Holes (standard 1/8")
N	Nail Hole (standard 1/8")
S	Slots
P	Punched
H	Holes

Intersections And Returns

Code	Description
L	L Intersection
T	T Intersection
+	Plus Intersection
OC	Outside Corner Intersection
IC	Inside Corner Intersection
H	Hem Return
RT	Return
NR	No Return

Default Material: Galvanized Steel (GS)
Default Length: 10'
Default Hole Size: 1/8"

For more information on Stockton Products part numbers contact our customer service at 1-87-STOCKTON